

**KASESE COMMUNITY HEALTH AND EDUCATION
FOUNDATION (KCHEF)**

**AUDITED FINANCIAL REPORT
FOR THE YEAR ENDED 31ST DEC 2021**

Auditors

Yombo Associates
Certified Public Accountant
P.O. Box 359
Kasese.

TABLE OF CONTENTS

S. NO	PARTICULAR	PAGE
1.	Entity information	1
2.	Submission letter	2
3.	Management representation letter	3
4.	Report of the Board of Directors	4
5.	Statement of Board of Members' Responsibilities	11
6.	Report of the Independent Auditor	12
7.	Statement of Comprehensive Income	15
8.	Statement of Financial Position	16
9.	Statement of Cash Flows	17
10.	Statement of changes in Equity	18
11.	Notes to the Accounts	19

**KASESE COMMUNITY HEALTH AND EDUCATION FOUNDATION
ENTITY INFORMATION
FOR THE YEAR ENDED 31ST DECEMBER 2021**

1. REGISTERED OFFICE AND ADDRESS:

Kasese Municipality,
Central Division,
1-5 Stanly Streets,
P.O Box 411,
Kasese-Uganda.

2. BANKERS:

Centenary Bank
Stanbic Bank

3. AUDITORS:

Yombo Associates
Certified Public Accountant
P.O Box 359, Kasese
Mainuka's Building, Margherita Street
Kasese Municipality
Tel: +256 772 321740.



KASESE COMMUNITY HEALTH AND EDUCATION FOUNDATION (KCHEF)
Kase Municipality, Central Division,
P.O Box 411, Kase-Uganda

The Engagement Partner
Yombo Associates
Kase

RE: SUBMISSION LETTER:

We write to submit to your office the Financial Statements of Kase Community Health and Education Foundation (KCHEF) for the financial years ended 31st December 2021 for your expression of Opinion.

Thank you


.....
Chairman BOD




.....
Executive Director (ED)



KASESE COMMUNITY HEALTH AND EDUCATION FOUNDATION (KCHEF)

Kasese Municipality, Central Division,
P.O Box 411, Kasese-Uganda

The Engagement Partner
Yombo Associates
Certified Public Accountants

RE: MANAGEMENT REPRESENTATION LETTER:

This representation letter is provided in connection with your Audit of The Financial Statements of Kasese Community Health and Education Foundation (KCHEF) for the year ended 31st December 2021 for the purpose of expressing an opinion as to whether the Financial statements give a true and fair view in all material respects of the financial Position of the company as at 31st December 2021 and the results of its operation for the year then ended in accordance with the company's act and the international accounting standards.

To the best of our knowledge and belief we make the following representation:

- There has been no irregularity involving management and employees who have significant role in the accounting and internal control system that could have a material effect on the Financial Statements.
- We have made available to you all books of accounts and supporting documents and all minutes relevant to the financial statements that are in our possession, and that financial statements are free from material misstatements including omissions.
- The organization has complied with all contractual aspects that could have material effects on the financial statements in the event of noncompliance.
- There has been no noncompliance with the requirements of regulatory authorities that could have material effect on financial statements in the event of Non-Compliance.
- In our opinion the financial statements prepared reflect a true and a fair position and financial performance of Kasese Community Health and Education Foundation (KCHEF) the financial transactions of the organization for the period under review.


.....
Chairman BOD




.....
Executive Director (ED)



KASESE COMMUNITY HEALTH AND EDUCATION FOUNDATION (KCHEF)

Kasese Municipality, Central Division,
P.O Box 411, Kasese-Uganda

ANNUAL REPORT FOR THE YEAR ENDED 31ST DECEMBER 2021

The Directors present their report alongside the audited financial statements for the year ended 31st December 2021, disclosing the state of the Organization.

Organization Back Ground:

Kasese Community Health and Education Foundation (KCHEF) is a non-Governmental organization NGO founded in 2001 and registered in accordance with the NGO Act 2016.

Mission:

Our mission is to provide maternal and child health services and holistic support to orphans and vulnerable children.

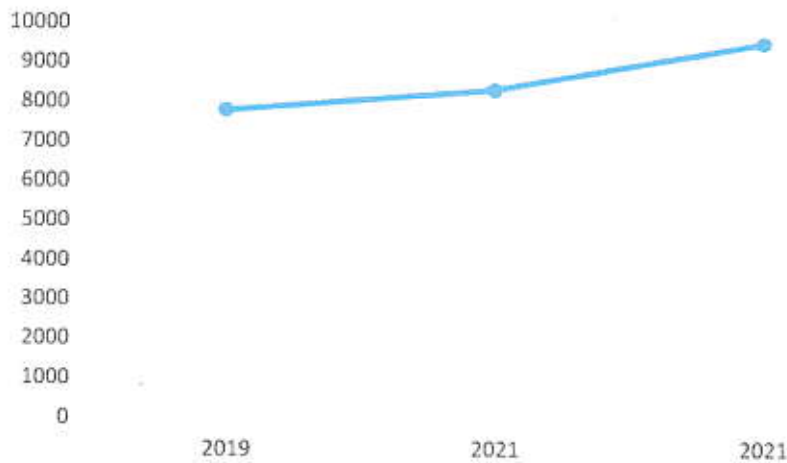
Objectives

- i. To ensure excellent health care to women, their unborn and the new born babies.
- ii. Provision of reproductive health services to enhance safe motherhood.
- iii. To increase access to quality health care to all.
- iv. To provide counseling and HIV/AIDS testing to expectant mothers, their spouses and the newly born babies to minimize and prevent further spread and new infections of HIV/AIDS
- v. To provide care, counseling and psychosocial support to HIV/AIDS positive persons.
- vi. Empowering orphans and vulnerable children/households through education support and training in income generating activities.
- vii. To provide comprehensive community based health care services.

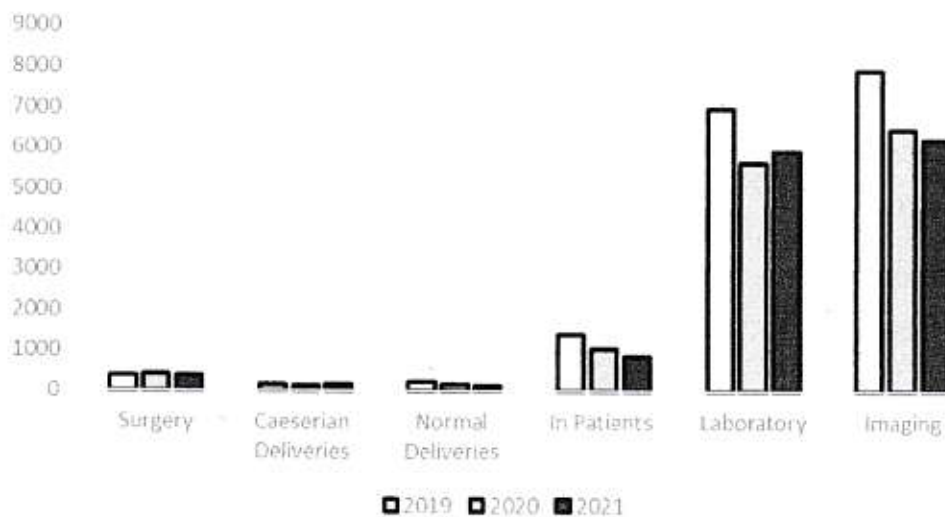


HEALTH CARE SERVICES

Out Patients registered over 3 years



Performance of the other service points over the 3 years



2021 registered an increase of 1172 (14%) in the OPD numbers (No's). Increase in No's indicates well for our gauge on self-sufficiency. Increase in No's is a strong statement on the quality of service as scored by the community we serve especially because we share the catchment & population there in with service providers that are highly subsidized by government. Increased No's will most likely translate into surplus to finance the outreach services which we deliver to the disadvantaged communities of Kasese who cannot afford health care services or even access them.

2021 registered more dental health and eye health interventions than ever before. The clinic registered 179 that received oral health care. We also partnered with an Orthopedician and surgeon for cases that may require these specialized services at the facility. An effort towards being a one stop medical centre for our clients.

Uptake of family planning is still low despite the intense sensitization of the populations about the advantages of planned families. We registered only 42 women enrolled on Long Term



Family planning methods. The CoVID 19 situation and its effect on pregnancy among the young girls adds to the challenge.

Outreach Program Thanks to CHERA for supporting the Safe Motherhood in Busongora (SMB). SMB program provided antenatal care services to 1255 vulnerable women living in some of the very hard to reach places of Bwesumbu and Buhuhira in Kasese. We enrolled 106 women of reproductive age onto long term family planning methods. We immunized 1202 children as per the Ministry of Health Guidelines.

1,197 Orphans and Vulnerable children benefitted from the nutrition, child protection, psychosocial support and linkage to health care activities that we implemented in Accelerating Epidemic Control – Fort Portal region (AEC-FP).

AEC-FP is supported by Baylor College of Children's Medicine to holistically support households with children infected and affected by HIV/Aids. 253 of the OVC on this program are living with HIV/Aids.

The linkage system applied in these outreach programs cannot be excluded from the 42 newly enrolled to the ART Clinic services of the medical centre.

Education: 20 beneficiaries of our program completed their various courses including 2 that were doing Medicine. On the other hand, unlike their contemporaries in the urban schools where online classes prevailed, 152 beneficiaries simply resumed in the classes they were before the school shut down in 2021. CoVID-19 affected the school activities but we carried on with our programs in regards to advocacy against Violence especially for women and children, home visitations, caring for malnourished children (11 severely malnourished children have benefitted from our program), empowering guardians with parenting skills and social economic strengthening (Supporting Village Saving and Loan Associations) for the OVC households. , Nutrition and Food security, linkage to health care for the people living with HIV, to mention but a few.

The CoVID-19 pandemic amplified the need of attention to Gender Based Violence increased and we have registered / intervened in a number of case. We have conducted mass sessions to create community awareness on many of these challenges and discuss ways forward. Stigma still prevails as a big challenge to care for people living with HIV/Aids and prevalence of GBV

Equipment and Human resource capacity: The Asset Base grew by (38%) UGX 361,893,137 / USD 101,942 to UGX1,371,444,390 / USD386,322. 290M of this capital investment was to acquire Plot 7 on Stanley street the site for the proposed new modern hospital estimated at 3B

The activities in 2021 were implemented by 43 staff and 13 volunteers



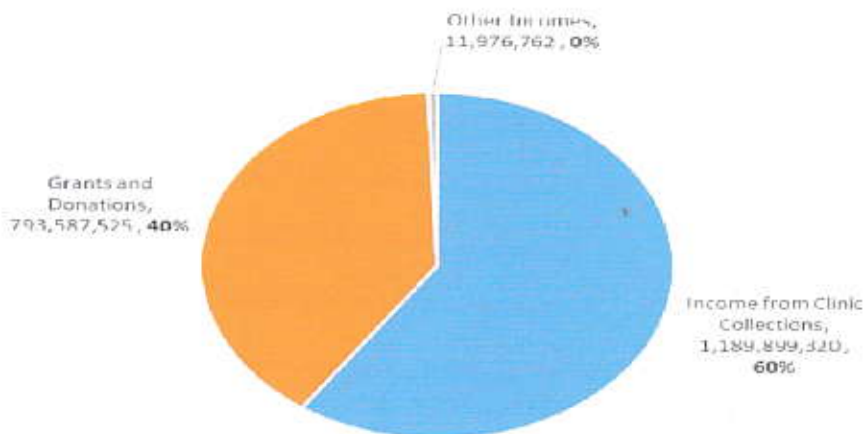
Annual Performance

Financial Performance

The total income for the year registered a variance of only +1.

However, the clinic collections revenue grew by 12%; good for our sustainability puzzle. 43% of the Grants and Donations was towards capital expenditure. The remainder constitutes the post CoVID -19 stimulant towards the clinic operations, Education Fund, Rent and support towards the community outreach program where we offer free services to the vulnerable members of our community. The outreach services are predominantly for people living with HIV/Aids, women and children.

Sources of UGX1,995,463,607 / USD 562,102 -
Total Income for KCHEF in 2021



2022 at a glance in addition to consolidating all the registered accomplishments

earlier Mobilizing resources for the construction of the proposed modern and spacious medical facility on plot 7 Stanley street – Kasese Municipality is the number one focus and indeed objective 1 for the 5years strategic plan 2021 -2025.

Space has for some time remained on the top of needs list for the organization. Our score on self-sustenance of the organizations recurrent operations has indicated progress for over Second on the list, is to measure up to the market dynamics of the health workers sector in order to maintain good quality of service.



Directors.

The board members who held office during the year and up to date of this report were:

S/No	Name	Designation
1	Mr. Balitazare Benson	Chairperson
2	Mrs. Aida Shauswa	Vice Chairperson
3	Mr. Martin Masereka	Legal Advisor
4	Bishop Zebedee Masereka	Director (Organization Founder)
5	Mr. Baluku Didas	Director.
6	Director.Dr. Tibenda B.K Seth	Director
7	Ms. Rehema Aryema	Director
8	Mrs. Biira Uziel	Director
9	Lucy Kabanyoro	Director
10	Anna Kule	Director.
11	Ms. Veronica Ndagano	Executive Director and Secretary and Ex-Official

Auditors

The auditor of the Organization for the year ended 31st December, 2021 was Yombo Associates, Certified Public Accountant and has expressed willingness to continue in office in accordance with the company's act.

Approval of Financial Statements

The financial statements were approved at the meeting of Board members held on 26th June 2022 at the Organization's premises.

Signed by:


Chairperson




Executive Director

**Kasese Community Health and Education Foundation
Responsibilities of the Directors (The Board)**

The Directors are required to prepare financial statements that give a true and fair view of the affairs of the Organization and its operating results for the period under review.

The Directors is also required to ensure that the Organization maintains proper accounting records and prepare financial reports that give a true and fair view of the state of affairs of the Organization in conformity with the reporting framework and accounting standards. It is also responsible for the safe guarding of the Organization's assets by designing appropriate internal controls and setting the right tone at the top.

The Directors accepts responsibility for the financial statements which have been prepared using appropriate accounting policies supported by reasonable and prudent judgments and estimates in conformity with internal financial reporting standards and in the manner required by the Organization's policies.

The Directors are of the opinion that the financial statements give a true and fair view of the state of affairs of the Organization. They further accept responsibilities for the maintenance of accounting records which may be relied upon in the preparation of the financial statements as well as adequate system of the internal financial control.

Nothing came to the attention of the Directors to indicate that the Organization will not remain a going concern for the next twelve months from the date of this report.


.....
Chairperson




.....
Executive Director



YOMBO ASSOCIATES

CERTIFIED PUBLIC ACCOUNTANT

P.O BOX 359, KASESE UGANDA

Tel: +256 772321740, +256 772 313161, +256 772 496580

Location: Margherita Street, Mainuka's Building plot No 36

23rd May 2022.

The Chairperson
Kasese Community Health and Education Foundation

Report of the Independent Auditor to the members of Kasese Community Health and Education Foundation on the Financial Statements for the year ended 31st December 2021

Opinion

We have audited the financial statements of Kasese Community Health and Education Foundation (the Organization), which comprise the statement of comprehensive income, statement of financial position as at 31st December 2021, statement of cash flows for the year then ended, statement of changes in equity and notes to the financial statements, including a summary of significant accounting policies.

In my opinion, the accompanying financial statements give a true and fair view of the financial position of the Organization as at, 31st December 2021 and its financial performance and its cash flows for the year then ended in accordance with International Financial Reporting Standards (IFRSs) and Companies Act, 2012.

Basis for Opinion

We conducted our audit in accordance with International Standards on Auditing (ISAs) and Guidelines issued by the Institute of Certified Public Accountants of Uganda. Our responsibilities under those standards are further described in the Auditor's Responsibilities for the Audit of the Financial Statements section of our report. We are independent of the Organization in accordance with the International Ethics Standards Board for Accountants' Code of Ethics for Professional Accountants (IESBA Code) together with the ethical requirements that are relevant to our audit of the financial statements in Uganda, and we have fulfilled our other ethical responsibilities in accordance with these requirements and the IESBA Code. We believe that the audit evidence we have obtained is sufficient and appropriate to provide a basis for our opinion.

Key Audit Matters

Key audit matters are those matters that, in our professional judgment, were of most significance in our audit of the financial statements of the current period. These matters were addressed in the context of our audit of the financial statements as a whole, and in forming our opinion thereon, and we do not provide a separate opinion on these matters.

Responsibilities of Management and those charged with Governance for the Financial Statements

Management is responsible for the preparation and fair presentation of the financial statements in accordance with IFRSs, and for such internal control as management determines is necessary to enable the preparation of financial statements that are free from material misstatement, whether due to fraud or error.

In preparing the financial statements, management is responsible for assessing the Organization's ability to continue as a going concern, disclosing, as applicable, matters related to going concern and using the going concern basis of accounting unless management either intends to liquidate the Organization or to cease operations, or has no realistic alternative but to do so.

Those charged with governance are responsible for overseeing the Organization's financial reporting process.

Auditor's Responsibilities for the Audit of the Financial Statements

Our objectives are to obtain reasonable assurance about whether the financial statements as a whole are free from material misstatement, whether due to fraud or error, and to issue an auditor's report that includes our opinion. Reasonable assurance is a high level of assurance, but is not a guarantee that an audit conducted in accordance with ISAs will always detect a material misstatement when it exists.

Misstatements can arise from fraud or error and are considered material if, individually or in the aggregate, they could reasonably be expected to influence the economic decisions of users taken on the basis of these financial statements.

As part of an audit in accordance with ISAs, we exercise professional judgment and maintain professional skepticism throughout the audit.

We also:

- Identify and assess the risks of material misstatement of the financial statements, whether due to fraud or error, design and perform audit procedures responsive to those risks, and obtain audit evidence that is sufficient and appropriate to provide a basis for our opinion. The risk of not detecting a material misstatement resulting from fraud is higher than for one resulting from error, as fraud may involve collusion, forgery, intentional omissions, misrepresentations, or the override of internal control.
- Obtain an understanding of internal control relevant to the audit in order to design audit procedures that are appropriate in the circumstances, but not for the purpose of expressing an opinion on the effectiveness of the Organization's internal control.
- Evaluate the appropriateness of accounting policies used and the reasonableness of accounting estimates and related disclosures made by management.
- Conclude on the appropriateness of management's use of the going concern basis of accounting and, based on the audit evidence obtained, whether a material uncertainty exists related to events or conditions that may cast significant doubt on the Organization's ability



to continue as a going concern. If we conclude that a material uncertainty exists, we are required to draw attention in our auditor's report to the related disclosures in the financial statements or, if such disclosures are inadequate, to modify our opinion. Our conclusions are based on the audit evidence obtained up to the date of our auditor's report. However, future events or conditions may cause the Organization to cease to continue as a going concern.

- Evaluate the overall presentation, structure and content of the financial statements, including the disclosures, and whether the financial statements represent the underlying transactions and events in a manner that achieves fair presentation.
- We communicate with those charged with governance regarding, among other matters, the planned scope and timing of the audit and significant audit findings,
- We also provide those charged with governance with a statement that we have complied with relevant ethical requirements regarding independence, and to communicate with them all relationships and other matters that may reasonably be thought to bear on our independence, and where applicable, related safeguards.
- From the matters communicated with those charged with governance, we determine those matters that were of most significance in the audit of the financial statements of the current period and are therefore the key audit matters. We describe these matters in our auditor's report unless law or regulation precludes public disclosure about the matter or when, in extremely rare circumstances, we determine that a matter should not be communicated in our report because the adverse consequences of doing so would reasonably be expected to outweigh the public interest benefits of such communication.

Report on Other Legal and Regulatory Requirements

As required by the Companies Act, CAP 110 of the law of Uganda, we report to you based on our audit, that:

1. We obtained all the information and explanations that to the best of our knowledge and belief were necessary for the purpose of our audit;
2. In our opinion, subject to our observation, proper books of account have been kept by the Organization so far as appears from our examination of those books; and
3. The organization's statement of financial position and statement of comprehensive income are in agreement with the books of accounts.

The practitioner during the year under review was CPA Thembo Yosiya:

CPA THEMBO YOSIYA
Yombo Associates
Certified Public Accountant
Dated: 23/5/2022



Kasese Community Health and Education Foundation
Statement of Comprehensive Income
For the Year Ended 31st Dec, 2021.

Income	Note	2021 Ushs	2020 Ushs
Income from Clinic Operations	2	1,189,899,320	1,058,126,383
Grants and Donations	3	793,587,525	893,108,566
Other incomes	4	11,976,762	23,311,000
Total Incomes		1,995,463,607	1,974,545,949
OPERATING EXPENSES			
Administration Expenses	5	399,054,282	512,799,801
Employee Costs	6	636,095,597	666,028,874
Finance Costs	7	39,266,894	4,507,234
Purchase of drugs and Clinic Sundries	8	375,298,951	401,768,084
Education Program Costs	9	68,121,929	41,334,100
Community Outreach Costs	10	349,154,494	349,914,991
Project Expenses	11	5,220,605	24,911,658
Total Expenditure		1,872,212,752	2,001,264,742
Surplus/deficit for the year before tax		123,250,855	(26,718,793)



Executive Director





Chair Person BOD

Kasese Community Health and Education Foundation
Statement of Financial Position
As at 31st Dec 2021

ASSETS		2021	2020
Non-Current Assets	Notes	Ushs	Ushs
Property, Plant and Equipment	18	1,371,446,598	1,115,529,319
WIP	17	-	30,422,750
Total		1,371,446,598	1,145,952,069
Current Assets			
Trade and other receivables	12	262,890,791	159,874,734
Stock	13	109,307,940	99,228,776
cash and Bank balances	14	87,042,793	48,058,996
Total		459,241,524	307,162,506
TOTAL ASSETS		1,830,688,122	1,453,114,575
EQUITY			
Accumulated Funds		983,755,407	983,755,407
Revenue reserve		225,517,088	102,266,233
TOTAL EQUITY		1,209,272,495	1,086,021,640
Non-current liabilities			
Bank Loans		142,470,000	-
Current Liabilities			
Deferred Income	15	157,421,855.0	78,665,497
Trade and other payables	16	321,523,772	288,427,438
Total Current Liabilities		478,945,627	367,092,935
Total Liabilities		621,415,627	367,092,935
TOTAL EQUITY & LIABILITY		1,830,688,122	1,453,114,575



Executive Director





Chair Person BOD

Kasese Community Health and Education Foundation
Statement of Cash Flow
For the Year Ended 31st Dec 2021

		2021	2020
Cash Flows from operating Activities	Notes	Ushs	Ushs
Profit/loss for the year		123,250,855	(26,718,793)
Depreciation for the year		105,975,858	210,752,877
		229,226,713	184,034,084
Increase/Decrease in receivables	13	(103,016,057)	7,396,327
increase/ decrease in stock	12	(10,079,164)	(7,222,986)
Increase/Decrease in payables	15 and16	111,852,692	(28,001,499)
Net cash from operating activities		227,984,184	156,205,926
Cash Flows from investing Activities			
Purchase of property, plant & equipment	18	(361,893,137)	(100,101,585)
Asset Disposals			
Increase in WIP	17	30,422,750	(13,709,815)
Net cash flows from Investing Activities		(331,470,387)	(113,811,400)
Cashflows from Financing Activities			
Increase/ Decrease in Bank Loan		142,470,000	-
Other contribution b/f		-	-
Net cashflow from Financing activities		142,470,000	-
net increase/decrease in cash and cash equivalent		38,983,797	42,394,526
Net Cash and cash equivalents at the beginning of the year		48,058,996	5,664,470
Net Cash and cash equivalents at the end of the year		87,042,793	48,058,996



 Executive Director






 Chair Person BOD

**Kasese Community Health and Education Foundation
Statement of Changes in Equity
For the Year Ended 31st Dec 2021**

Description	Accumulated fund	Revenue Reserves	Total
As at 1.1.2021	983,755,407	102,266,233	1,086,021,640
Surplus for the year		123,250,855	123,250,855
As at 31.12.2021	983,755,407	225,517,088	1,209,272,495



Executive Director

Chair Person BOD



**NOTES TO THE ACCOUNTS
FOR THE YEAR ENDED 31ST DECEMBER 2021**

Note 1: Accounting Policies

a. Basis of accounting:

The Organization's accounts are prepared according to accrual basis of accounting. The Organizations' financial statements have been prepared in accordance with international accounting standards.

b. Trade receivables

Trade receivables are carried at anticipated realization value. Where it is probable that it is remote to recover the receivable, a provision for bad debts is made and in extreme cases, bad debts are written off where all options to recover the debt has proved futile.

c. Provisions

Provisions are recognized when the Organization has legal or constructive obligation as a result of past events and it's probable that the out flow of resources will be required to settle the obligation, and a reliable estimate of the amounts can be made. Where the company expects a provision to be reimbursed, for example under insurance contract, the reimbursement is recognized as a separate asset but only when the reimbursement is virtually certain.

d. Trade and other payables

Liabilities for trade and other payables are carried at cost, which is the fair value of the consideration to be paid in the future for goods and services received.

e. Cash and cash equivalents

Cash and cash equivalents comprise cash at bank and in hand, bank overdrafts and short term deposits with an original maturity of three months or less.

g. Depreciation of non-current Assets;

All noncurrent assets are initially recorded at cost and subsequently shown at historical cost less depreciation. Noncurrent assets are depreciated on a Straight-line method over their remaining useful lives as follows:

Item	Useful Life/Rate
Computers and accessories	20%
Furniture and fittings	20%
Building	10%
Machinery, power and utilities	10%
Office equipments	10%
Medical equipments	12.5%
Motor vehicles	20%
Freehold land	0%

Note 2.0: Income from clinic operations	Actual 2021	Actual 2020
a) Sundry Clinic Collections	USHS	USHS
Admissions	59,916,000	89,701,939
Ambulance Services	15,407,000	12,205,000
Cards (Registration)	1,344,000	1,680,000
Consultation	148,150,230	136,307,000
Delivery	15,237,000	17,213,800
Dental Services	33,195,200	1,860,000
Family Planning	813,000	1,030,000
Lab Fees	177,939,400	153,362,500
Medication	499,418,869	408,405,641
Other Procedures	1,759,900	12,300,400
Sundries & Utilities	3,594,701	3,755,900
Surgery Charges	118,049,500	91,138,800
Ultra Sound Scan	107,199,000	110,834,000
X-Ray Charges	34,704,000	42,758,500
Miscellaneous Income	-	452,033
Withholding tax	(26,828,480)	(24,879,130)
	1,189,899,320	1,058,126,383

Note 3: Grants

CHERA USA	478,462,846	587,739,010
Individual Donations	-	9,775,000
Baylor College of Medicine Cash	47,224,030	41,277,200
Baylor college of Medicine (Medical Access <i>stock</i> Seek)	149,622,531	152,098,148
Baylor College of Medicine (other In-Kind supplies)	12,831,500	22,736,150
Govt of Uganda (PHC/PAF Funds)	14,515,033	16,489,180
World Wide Fund for Nature	35,426,908	-
Sigma PH Alpha	-	20,100,000
Other Donations	26,870,475	16,361,004
Revalued on Exchange (PLUS) MC	-	791,380
UPMB-IBC	50,008,849	52,813,453
Less Deferred Grant Income for Medical Access Stock	(21,374,647)	(27,071,959)
	793,587,525	893,108,566

Note 4. Other Incomes

Profit from sale of maize grains	-	-
Education Local Collection	5,673,500	18,071,000
Gain on Disposal of asset	1,445,000	4,450,000
Miscellaneous Income (Interest and Land rent)	4,858,262	790,000
Other Incomes	-	-
	11,976,762	23,311,000

NOTE:5 Administrative Expenses

Fees, Charges and subscription	29,699,000	16,197,000
Motor Vehicle running and repairs	29,203,735	67,685,783
Printing, Stationery and binding	14,668,500	11,316,800
Planning, Monitoring and Evaluation	23,860,068	19,158,600
Rent	52,393,280	52,272,000
Repairs and Maintenance- General	19,262,281	11,924,200
Repairs and Maintenance- Medical equipment	8,351,505	7,076,010
Sanitary and health	17,927,971	11,637,000
Security	11,370,000	16,790,000
Telecommunication	13,777,300	12,166,000
Utilities and rates	39,070,204	35,089,423
Travelling and Subsistence (off stations)	7,676,105	9,331,500
Staff Recruitment	-	838,000
Depreciation	105,975,858	210,752,877
Disputed Claims	16,701,573	15,506,144
Discount Allowed	9,116,902	15,058,464
Total	399,054,282	512,799,801

Note 6: Employee Costs

Salaries and Wages	480,366,386	526,501,724
capacity building and staff development	34,088,275	14,914,950
Staff housing expenses/rent	15,301,000	14,795,000
Staff welfare expenses	51,846,886	58,282,500
DMCF staff and dependents medical scheme	51,558,550	46,741,700
Staff Uniform	2,934,500	4,793,000
Total	636,095,597	666,028,874

Note 7: Finance costs

Bank charges	3,088,234	4,507,234
Interest on loan	36,178,660	-
Total	39,266,894	4,507,234

Note 8: Purchase of Drugs and Medical Sundries-(Cost of Sales)

Opening stock	99,228,776	92,005,790
Purchases Drugs and other consumables	385,378,115	385,690,379
Goods Available for sale	484,606,891	477,696,169
Less Closing stock	109,307,940	99,228,776
Cost of Sales	375,298,951	378,467,393
Add Direct costs	-	23,300,691
Total	375,298,951	401,768,084

Note 9: Education Program Costs

Education Program Expenses	68,121,929	41,334,100
	68,121,929	41,334,100

Note 10: Out Reach Program cost

Social Responsibility	19,284,500	18,300,000
RBF	47,323,050	41,465,621
Medical Access Donated	155,308,248	152,730,846
Outreach-Safe motherhood-Busongora	57,995,096	65,358,124
Other outreach Costs	69,243,600	72,060,400
	349,154,494	349,914,991

Note 11: Project Expenses

Purchase of Maize	3,317,500	17,618,800
Maintenance of trees	547,000	210,000
Maize Mill Power	1,356,105	7,082,858
	5,220,605	24,911,658

Note 12: Trade and other Receivables

Other Receivables	1,505,292	1,596,235
Invoiced Ordinary Patients	20,965,970	15,250,300
Insurance Companies	178,408,557	96,381,099
Prepaid Umeme Bill	371,811	
Maize Mill Flour Credits	6,809,751	5,778,751
Advance to Related Parties	620,000	920,000
Prepayments/ Security Deposit	8,000,000	8,000,000
Staff Advances	46,209,410	31,948,349
Total	262,890,791	159,874,734

Note 13: Inventory

Drugs and Medical Supplies (Saleable)	109,307,940	72,156,817
Stock of Consumable	-	27,071,959
	109,307,940	99,228,776

NOTE 14: cash and cash Equivalent

Cash at Hand	1,075,000.00	41,200
Cerudeb Baylor- 3100058605	326,452.00	18,181
Cerudeb BMMC	5,934,479.00	577,629
CRDB Alumni Association A/c	450,000.00	450,000
STB (4) BMMC	26,813,997.00	17,831,792
STB (5) BMCF-OVC	50,480,893.00	7,226,874
STB(6)PAI	330,428.00	87,276
STB BMCF Dollar Account	1,631,544.00	21,826,044
Total	87,042,793	48,058,996

Note 15: Deferred Income

Asset in Kind (Deferred)	17,691,734	34,052,738
Baylor (Medical Access stock Grant)	21,374,647	27,071,959
OVC Funding	106,034,274	-
Membership Dues	680,000	-
Chapel	505,000	139,200
Godfrey Bwambale - Dental Training	3,136,200	9,401,600
Rental Security	8,000,000	8,000,000
	157,421,855	78,665,497
	478,945,627	367,092,935

NOTE 16: Trade and other Payables

NSSF Opening Balance 2012 (Former Employees)	1,064,070	1,064,070
Local Service Tax	1,116,515	1,338,980
National Social Security Fund	41,473,890	27,004,851
Pay As You Earn (URA)	28,457,625	46,526,293
Sundry Creditors	22,659,544	4,959,400
Mustard Security Services	600,000	1,200,000
National Water and Sewerage Corp	1,228,217	496,371
Quick Print Technologies	746,200	295,200
Total Kasese	7,339,712	4,966,498
Umeme 3 Phase Line 205690766	4,506,540	3,498,258
Withholding Tax owed	1,182,000	-
Umeme - Maize Mill	-	2,907,114
Masereka Mangeni Advocates	-	2,340,000
Umeme Stanley Zone 200880151;BMCF	-	-
Grief Pool	6,203,001	-
Audit fees payable	9,635,000	9,450,000
Pharmaceuticals	149,245,303	149,584,803
Staff Arrears	46,066,155	32,795,600
Total	321,523,772	288,427,438

Note 17 Work In Progress

Cryotherapy system and Ultra Sound /Blood Bank	-	30,422,750
Fridge-Arklico	-	-
Total	-	30,422,750

Note 18 Non-Current Asset Schedule

Building	Land	Machinery and power supply utility	Medical Equipment	Motor Vehicles	Office Equipment	Furniture	Computer and Accessories	Total
10%	0%	10%	12.5%	20%	10%	20%	20%	
64,942,600	229,106,000	344,428,314	819,193,743	550,073,645	59,423,818	22,938,637	51,207,000	2,140,413,757
	295,854,000		53,469,137		1,300,000	2,770,000	8,500,000	361,893,137
64,042,600	524,960,000	344,428,314	872,662,880	550,073,645	60,723,818	25,708,637	59,707,000	2,502,306,894
19,965,522		156,084,426	471,349,628	317,122,320	14,204,232	18,943,268	27,215,042	1,024,884,438
4,407,708		18,941,750	47,726,652	23,295,133	4,565,959	1,070,264	5,968,392	105,975,858
24,373,230		175,026,176	519,076,280	340,417,453	18,770,191	20,013,532	33,183,434	1,130,860,296
39,669,370	524,960,000	169,402,138	353,586,600	209,656,192	41,953,627	5,695,105	26,523,566	1,371,446,598

Note 19. Events after the Balance Sheet date

These are events favorable or unfavorable that occurred after the balance sheet date.

During the reporting period there were no events that occurred after the balance sheet that required adjustments of the accounts.



(Handwritten signature in blue ink)